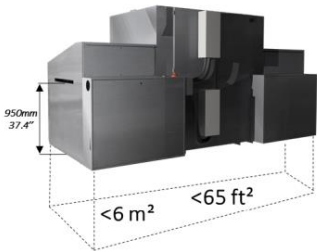





Fully Automatic Double-Sided Soldermask Exposure



Optimized Footprint



Dual Screen HMI




Upper Rocking Frame

Resolution



Min. Dam 50µm | 2 mil

Registration



±8µm | ±0.32mil
Image to Panel

Throughput



Up to 4 panels/min

High Savings



-85% Cost of Ownership



Process Issues



High Energy Requirement for Exposure above 1000mJ +




Altix Solutions



High Power LED Light Source
4 Wavelengths
Ideal for Green, White & Color Soldermask Inks



Heat-related Artwork Expansion
Expansion Scale: 1°C -> 16µm/ml



High Power LED Light Source
Close to no Heat Transmission



Difficulties to Acquire Ink-Covered Copper Targets



Ultra White LED & Anti-Vibration CCD System
Ideal for White Soldermask Exposure



High Electricity Consumption



Low Energy Consumption
4-6 Times Lower than non-LED Sources

Application	Green, White, Black, Orange etc. Inks Soldermask (PSR)	
Exposure Area	Up to 610 x 762mm	Up to 24 x 30"
Panel Thickness	0.05 - 6mm	0.002 - 0.236"
Resolution	Min. Dam 50µm	Min. Dam 2mil
Light Engine	OmniLight™	
Light Intensity	≥ 150mW/cm²	
Exposure Spectrum	Up to 4 LED Wavelengths 365 to 435nm	
Exposure Contact	Soft or Hard Contact Vacuum	CMI™ Available
Throughput**	Up to 4 panels/min	
Alignment (After Vacuum)	±8µm	±0.32mil Image to Panel



ALTIX

Manufacturing, Sales & Service:
Altix France – Headquarters Email:
central@altix.fr
Email: kawa@kawa-gmbh.com

KAWA
GmbH 
Leiterplattentechnik / Industrievertretung

Imaging with us!
www.altix.fr
www.kawa-gmbh.com