12. Drawings

Following are drawings and/or photographs which schematise the line as a whole.

Position	1	2	3	4	5	6
Type	A2	A2	A2	A2	A2	A2
Pump (Qt.–kW)		3x5,5	1x4	3x0,55	2x2,6	
Filter				3x10"	2xair filter	
Rinsing water consumption (L/H)				60–600		
Sump Volume (L)		620	80	80–100–105		
Effective contact length (mm)	660	1870	220	3x220		
Ultrasound (kHz–W)						
D.I. water consumption (L/H)						
Module Code		SSL–6			804–6	404–6
Module	Input Conveyor	1" stripping chamber	2" str	Water Rinse	Dryer 1	Exit conveyor

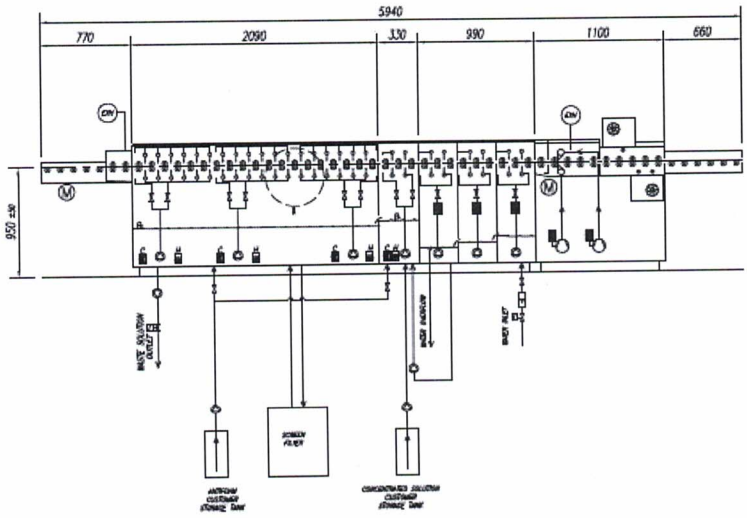

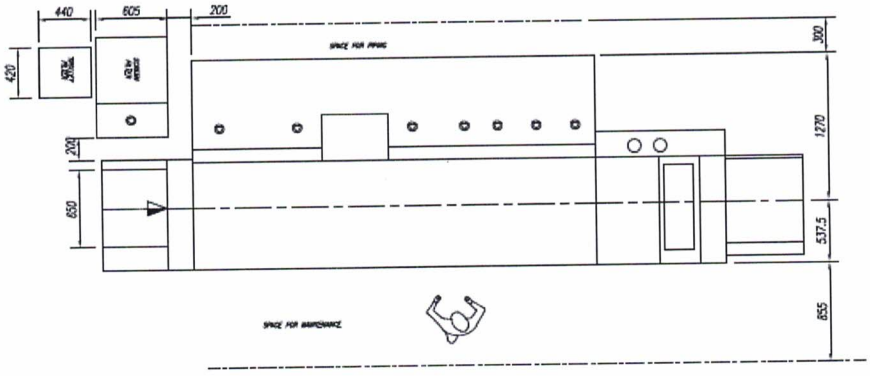



SCHEMATIC CROSS SECTION – TOP VIEW	
Resist Stripper 650	
DRAWING NUMBER	SCALE
DWG. SSL 42609	1:30
CLIENT	DATE
Neukirchner (D)	04–02–15